


How to Earn Extra Money by Shipping Plants

Are you looking for a way to earn extra money? Shipping plants is a great option! It's a low-cost, low-maintenance business that you can start from home. And with the growing popularity of online plant sales, there's a huge demand for shipped plants.

In this comprehensive guide, we'll teach you everything you need to know to get started shipping plants. We'll cover topics such as:

- Choosing the right plants to ship
- Packaging and shipping your plants safely
- Marketing your plants online
- Pricing your plants

By the end of this guide, you'll have all the knowledge and skills you need to start earning extra money by shipping plants.



Selling Plants Online: How To Earn Extra Money By Shipping Plants by John Samuel Barnett

★★★★☆ 4.7 out of 5

Language : English
File size : 673 KB
Text-to-Speech : Enabled
Screen Reader : Supported
Enhanced typesetting : Enabled
Print length : 128 pages
Lending : Enabled

DOWNLOAD E-BOOK 

The first step to shipping plants is choosing the right plants. Not all plants are suitable for shipping, so it's important to do your research before you get started.

Here are some factors to consider when choosing plants to ship:

- **Hardiness:** Choose plants that are hardy and can withstand the rigors of shipping. Avoid plants that are delicate or fragile.
- **Size:** Choose plants that are small enough to fit in a shipping box. Avoid plants that are large or bulky.
- **Shape:** Choose plants that have a compact shape. Avoid plants that are tall or sprawling.
- **Seasonality:** Choose plants that are in season and readily available. Avoid plants that are out of season or difficult to find.

Here are some popular plants that are well-suited for shipping:

- Succulents
- Cacti
- Air plants
- Ferns
- Tropical plants

Once you've chosen the right plants, it's important to package and ship them safely. Here are some tips:

- **Use a sturdy box.** The box should be large enough to accommodate the plant without crushing it.
- **Line the box with newspaper or bubble wrap.** This will help to protect the plant from damage.
- **Wrap the plant in tissue paper.** This will help to keep the plant moist and prevent it from rubbing against the box.
- **Secure the plant with tape.** This will help to keep the plant in place during shipping.
- **Use a shipping method that is appropriate for the plant.** For example, use overnight shipping for delicate plants.

Once you have your plants packaged and ready to ship, it's time to market them online. Here are some tips:

- **Create a website or online store.** This is the best way to reach a large audience of potential customers.
- **List your plants on online marketplaces.** This is a great way to get your plants in front of people who are already looking for plants to buy.
- **Use social media to promote your plants.** Create a social media page for your business and use it to share photos of your plants, post updates about your inventory, and run contests and giveaways.
- **Offer excellent customer service.** This is essential for any business, but it's especially important for businesses that sell live plants. Be

responsive to customer inquiries, answer questions promptly, and be willing to replace any plants that arrive damaged.

The final step is to price your plants. Here are some factors to consider when pricing your plants:

- **The cost of the plant.** This includes the cost of the plant itself, as well as the cost of packaging and shipping.
- **The competition.** What are other businesses selling similar plants for?
- **The value of the plant.** How much is the plant worth to the customer?

Once you've considered all of these factors, you can set a price for your plants. Be sure to price your plants competitively, but also make sure that you're making a profit.

Shipping plants is a great way to earn extra money. It's a low-cost, low-maintenance business that you can start from home. And with the growing popularity of online plant sales, there's a huge demand for shipped plants.

By following the tips in this guide, you'll have all the knowledge and skills you need to start earning extra money by shipping plants. So what are you waiting for? Get started today!




Selling Plants Online: How To Earn Extra Money By Shipping Plants

by John Samuel Barnett

★★★★☆ 4.7 out of 5


Language : English
File size : 673 KB
Text-to-Speech : Enabled
Screen Reader : Supported
Enhanced typesetting : Enabled

Print length : 128 pages
Lending : Enabled



The Extraterrestrial Vision: Who Is Here and Why? Unraveling the Mysteries of Extraterrestrial Life

In the vast expanse of the universe, where countless celestial bodies dance in an intricate symphony of cosmic existence, there...



Fix It & Forget It Slow Cooker Dump Dinners & Desserts: Your Kitchen Savior

Are you ready to revolutionize your cooking routine? Introducing Fix It & Forget It Slow Cooker Dump Dinners & Desserts, the cookbook that will...