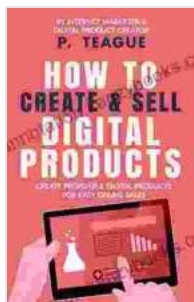


The Ultimate Guide to Creating and Selling Digital Products



How To Create & Sell Digital Products: Create profitable digital products for easy online sales (The Digital Mastery Series) by P Teague

★★★★☆ 4 out of 5

Language	: English
File size	: 947 KB
Text-to-Speech	: Enabled
Screen Reader	: Supported
Enhanced typesetting	: Enabled
Word Wise	: Enabled
Print length	: 142 pages
Lending	: Enabled



Are you looking for a way to generate passive income and achieve financial freedom? If so, then creating and selling digital products is a great option for you.

Digital products are intangible products that can be delivered electronically, such as ebooks, online courses, software, and printables. They are a great way to make money because they can be sold multiple times with very little overhead.

In this guide, we will teach you everything you need to know about creating and selling digital products. We will cover topics such as:

- Choosing a profitable niche

- Creating high-quality content
- Setting up a sales funnel
- Marketing your products

Chapter 1: Choosing a Profitable Niche

The first step to creating a successful digital product is to choose a profitable niche. This is a topic that you are knowledgeable about and that has a demand in the marketplace.

To choose a profitable niche, you need to do some research. You can use keyword research tools to find keywords that are related to your topic and that have a high search volume.

You can also look at popular blogs and websites in your niche to see what topics are being covered. This will give you an idea of what people are interested in and what kind of content they are looking for.

Chapter 2: Creating High-Quality Content

Once you have chosen a profitable niche, it's time to start creating high-quality content. This is the foundation of your digital product, so it's important to take your time and do it right.

Here are some tips for creating high-quality content:

- Do your research. Make sure you know your topic inside and out.
- Organize your content. Your content should be easy to follow and understand.

- Use visuals. Visuals can help to break up your text and make your content more engaging.
- Proofread your work. Make sure there are no errors in your content.

Chapter 3: Setting Up a Sales Funnel

Once you have created your digital product, you need to set up a sales funnel. This is a series of steps that potential customers will take to Free Download your product.

A sales funnel typically includes the following steps:

- Lead generation
- Nurturing
- Closing

Lead generation is the process of attracting potential customers to your website or landing page. You can do this through content marketing, social media marketing, and paid advertising.

Nurturing is the process of building relationships with potential customers and moving them closer to a sale. You can do this through email marketing, webinars, and other forms of content.

Closing is the process of getting potential customers to Free Download your product. You can do this through a sales page, a checkout form, or a webinar.

Chapter 4: Marketing Your Products

Once you have set up a sales funnel, it's time to start marketing your products. There are many different ways to market your products, such as:

- Content marketing
- Social media marketing
- Paid advertising
- Email marketing

Content marketing is the process of creating and distributing valuable content to attract and engage potential customers.

Social media marketing is the process of using social media platforms to connect with potential customers and promote your products.

Paid advertising is the process of paying to place ads on websites, search engines, and social media platforms.

Email marketing is the process of sending emails to potential customers to build relationships and promote your products.

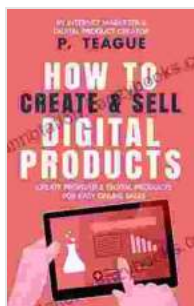
Creating and selling digital products is a great way to generate passive income and achieve financial freedom. By following the steps outlined in this guide, you can create and sell digital products that will help you reach your business goals.

So what are you waiting for? Get started today and start creating your own digital products!

Call to Action

Are you ready to start creating and selling digital products? Click here to download your free copy of our Ultimate Guide to Creating and Selling Digital Products.


Download Guide



How To Create & Sell Digital Products: Create profitable digital products for easy online sales (The Digital Mastery Series) by P Teague


★★★★☆ 4 out of 5

Language : English
File size : 947 KB
Text-to-Speech : Enabled
Screen Reader : Supported
Enhanced typesetting : Enabled
Word Wise : Enabled
Print length : 142 pages
Lending : Enabled



The Extraterrestrial Vision: Who Is Here and Why? Unraveling the Mysteries of Extraterrestrial Life

In the vast expanse of the universe, where countless celestial bodies dance in an intricate symphony of cosmic existence, there...



Fix It & Forget It Slow Cooker Dump Dinners & Desserts: Your Kitchen Savior

Are you ready to revolutionize your cooking routine? Introducing Fix It & Forget It Slow Cooker Dump Dinners & Desserts, the cookbook that will...